




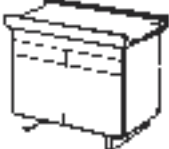

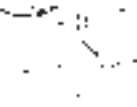
Limited Warranty against defects in materials and workmanship in normal use. Repair or replacement, at our option, within this period. All returns must be prepaid and receive prior authorization. Material or design changes may be made at the discretion of the factory.

Finishes: Walnut (standard) or Natural. PLEASE SPECIFY

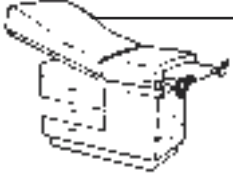



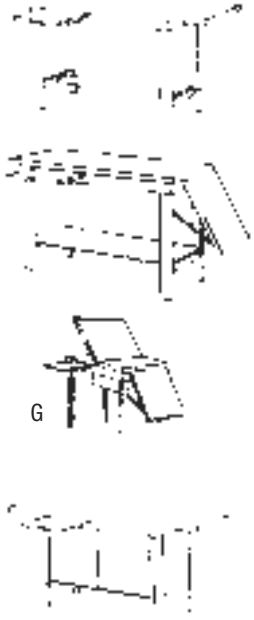
Upholstery: Heavy expanded vinyl knit back upholstery. Available in standard or designer colors: **(Request Separate Swatch Card)**

Standard Colors: #S161ES Eggshell; #S161TG Tangerine; #S161DB Spectra Blue; #Light Blue; #S161BL Black; #S161GB Golden Buck; #S161SW Sandalwood; #S161PB Pecan Brown; #S161CL Claret; #S161HK Hickory; #S161W White





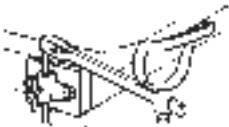


Designer Colors: #D165BN Buckskin; #D165CA Camel; #D165BH Blush; #D165RO Rose; #D165PH Soft Peach; #D165SF Seafoam Green; #D165BX Bordeaux; #D165CB Colonial Blue; #D165PC Parchment; #D165PL Pearl; #D165AW Adobe White. (at slightly additional charge.)

	CAT. NO.	DESCRIPTION	WT.	ORDER MIN	UNIT	SUGG. HOSP. PRICE
	2000	SelectTables® A basic table with features and accessories to meet individual requirements of clinics, hospital outpatient departments, school and first aid rooms. Basic Selec Table with one piece flat top and 16" (40.6 cm) slide-through armboard-shelf. Dimensions: 23" x 72" (58.4 cm x 182.9 cm), Std. Height 31" (78.7 cm)	75 lbs.	1	ea	953.75
	2100	Basic SelecTable with adjustable drop leg section and 16" (40.6 cm) slide-through armboard-shelf. Dimensions: 23" x 72" (58.4 cm x 182.9 cm) fully extended, 53" (134.6 cm) when leg section is dropped. Std. Height 31" (78.7 cm)	90 lbs.	1	ea	1,055.60
	2140	Pediatric Table with "H" Brace; 24"W x 48"L x 36"H		1	ea	900.70
	2140FT	Pediatric Table with "H" Brace; Formica Top; 24"W x 48"L x 36"H		1	ea	953.75
	2150	Basic Pediatric SelecTable with one piece top with built up edges for patient comfort and safety. Includes 16" (40.6 cm) slide-through armboard-shelf. Dimensions: 24"x 60" (61.0 cm x 152.4 cm), Std. Height 31" (78.7 cm)	75 lbs.	1	ea	1,166.99
	2151	Basic Pediatric Exactable with one piece top with Pro-safe raised edges, two drawers and a cabinet with adjustable shelf and a paper holder. Dimensions: 19 1/2" x 42" (49.5 cm x 106.7 cm). Std. Height 36" (91.4 cm). Note: This table can be ordered with accessories S, SS and T	130 lbs.	1	ea	2,646.95
	2160	Basic 2150 Pediatric SelecTable except with Adjustable drop leg section. 16" x 19" (40.6cm x 48.3cm)	90 lbs.	1	ea	1,586.05
	2170	Pediatric Cabinet; 24"W x 48"L x 36"H		1	ea	1,586.06
	2170FT	Pediatric Cabinet; 24"W x 48"L x 36"H with Formica Top		1	ea	1,692.14
	2180	Pediatric Table with Utility Shelf; 24"W x 48"L x 36"H		1	ea	900.70
	2180FT	Pediatric table with Utility Shelf; Formica Top; 24"W x 48"L x 36"H		1	ea	953.75
	2200	Basic Selectable with drop leg section and adjustable backrest with 16" (40.6 cm) slide-through armboard-shelf. Dimensions: 23" x 72" (58.4 cm x 182.9 cm) fully extended or 53" (134.6 cm) when leg section is dropped; Std. Height 31" (78.7 cm)	115 lbs.	1	ea	1,485.26


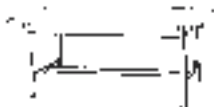



**TABLES AND COUCHES FOR
EXAMINATION, TREATMENT
AND PHYSICAL THERAPY**

	CAT. NO.	DESCRIPTION	WT.	ORDER MIN	UNIT	SUGG. HOSP. PRICE
	2300-24	ExacTables™ with Raised Top, adjustable back section, pull-out leg section, five (5) drawers. 24"W x 35"H x 54"L				
	2300-27	24"W x 35"H x 72"L (extended) Same as 2300-24 except 27" Wide		1	ea	3,177.40
	2500	ExacTables™ with Raised Top, adjustable back section, pull-out leg section, five (5) drawers. 29 1/2"W x 35"H x 72"L (extended) Walnut Finish	500lbs	1	ea	3,177.40
	2501	Natural Finish		1	ea	3,177.40
	2509	Plastic Laminate Finish		1	ea	3,177.40
	2600	ExacTables™ with Flat Top and adjustable back section, pull-out leg section, five (5) drawers. 29 1/2"W x 35"H x 72"L (extended) Walnut Finish	500lbs	1	ea	3,177.40
	2601	Natural Finish		1	ea	3,177.40
	2609	Plastic Laminate Finish		1	ea	3,177.40
	2700	ExacTables™ with Contoured Top adjustable back section, pull-out leg section, five (5) drawers. 29 1/2"W x 35"H x 72"L (extended) Walnut Finish	500lbs	1	ea	4,380.59
	2701	Natural Finish		1	ea	4,380.59
	2709	Plastic Laminate Finish		1	ea	4,380.59
	2825	ExacTables™ with three-section removable cushion 72" x 29" x 32" – raised, padded backrest cushion		1	ea	3,177.40
	2826	Flat Top Cushion		1	ea	3,177.40
	2827	Contoured Top Cushion		1	ea	3,177.40
	B	OPTIONAL FEATURES AND ACCESSORIES FOR SelectTables AND ExacTables™ G.U. Cut-Out feature (for 2500 & 2600 series only)		1	ea	206.88
	C	Irrigation Tray (available only when "B" is ordered—For 2500 & 2600 series tables only)		1	ea	211.12
	D	Grounded Duplex Electrical Receptacle for 2500/2600 series		1	ea	525.15
	E	"H" type brace for additional support (not required with features F or J)		1	ea	132.61
	F	Full storage shelf for additional storage & support. Size 17"x 43" (43.2 cmx109.2 cm)		1	ea	265.23
	G	Drawers (set of 2)		1	st	265.23
	J	Cabinet with two drawers and two sliding doors, Size: 39"(99.1 cm); 19 1/2" (49.5 cm); Height, not including drawers, 12" (30.5 cm). NOTE: Table will be shipped with doors on left side when facing footend of table unless otherwise specified.		1	ea	737.33

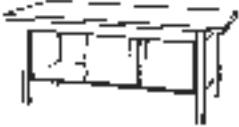




CONTACT PROFEX MEDICAL PRODUCTS FOR PRICES ON LARGER QUANTITIES THAN SHOWN

	CAT. NO.	DESCRIPTION	ORDER MIN	UNIT	SUGG. HOSP. PRICE
	2XPD	2" foam pad in lieu of 1"	1	ea	105.03
	345N-90	Pro-Fab Safety restraint 90" x 2" with Airplane Buckle	1	ea	95.33
	CH	LESS THAN STANDARD HEIGHT, SPECIFY	1	ea	105.03
	L	Drawer Warmer for 2500/2600 series	1	ea	317.21
	M	Pillow 22" x 11" x 2" (55.9 cm x 27.9 cm x 5.1 cm)-attaches to table by strap and snap arrangement. Specify color.	1	ea	83.81
	N	Paper roll attachment with plastic paper cutter. Holds 18" wide x 3" diameter (45.7 cm x 7.6 cm) paper roll	1	ea	94.42
	O	Roll of Paper 18" W x 261' L 12/cs	1	ea	21.16
	PSR	Pediatric Safety Rails (three sides)	1	ea	317.21
	S	Mechanical Balance Beam Scale (only available for #2151 Pediatric Selectable)	1	ea	949.51
	SS	Digital Scale (only available for #2151 Pediatric Selectable)	1	ea	2116.50
	T	Measuring Pointer - Centimeters and/or inches (only available for #2151 Pediatric Selectable)	1	ea	132.61
	V	Pelvic tilt for 2500/2600 series	1	ea	317.21
	878	Replacement plastic paper cutter for PROFEX Selectables	1	ea	21.16
	1015	Armboard- adjustable in angle and height, furnished with 2 brackets so it can be used on either side of the table	1	ea	525.15
	K2500	4-way stirrup with mounting block and "fold-down" feature. Dimensions: Vertical bar approx. 5" (12.7 cm); horizontal bar 12 1/4" (31.1 cm) (Factory installed only) ONLY FOR SELECTABLES #2100 AND #2200	1	pr	631.24
	K2501	Same as K2500, but with natural finish wood mounting blocks (Factory installed only)	1	pr	631.24
	K2510	4-way stirrup without mounting block (Factory installed only)	1	pr	610.02
	KX2600	3-way stirrup with mounting block. Dimensions: Vertical bar approx. 5" (12.7 cm); horizontal bar 12 1/4" (31.1 cm) (Factory installed only) ONLY FOR SELECTABLES #2100 AND #2200	1	pr	525.15
	KX2601	Same as KX2600, but with natural finish wood mounting blocks (Factory installed only)	1	pr	525.15
	KX2610	3-way stirrup without mounting blocks (Factory installed only)	1	pr	503.93
	RS2500	Retracting Stirrup FOR EXACTABLES ONLY	1	pr	631.24
	2900	SPACE-SAVER TABLES Space-Saver Table with "H" Brace, Folded; 24"W x 52"L x 31"H	1	ea	1,166.99
	2900-27	Same as 2900 except 27" Wide	1	ea	1,273.08
	2900-30	Same as 2900 except 30" Wide	1	ea	1,326.13
	2905	Space-Saver Table with Utility Shelf, Folded; 24"W x 52"L x 31"H	1	ea	1,166.99
	2905-27	Same as 2905 except 27" Wide	1	ea	1,379.17
	2905-30	Same as 2905 except 30" Wide	1	ea	1,485.26

TABLES AND COUCHES FOR EXAMINATION, TREATMENT AND PHYSICAL THERAPY



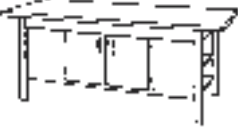


	CAT. NO.	DESCRIPTION	WT.	ORDER MIN	UNIT	SUGG. HOSP. PRICE
	SPACE-SAVER TABLES (CONT.)					
	2910	Space Saver Tables without "H" Brace, Folded; 24" W x 52" L x 31" H		1	ea	1,166.99
	2910-27	Same as 2910 except 27" Wide		1	ea	1,273.08
	2910-30	Same as 2910 except 30" Wide		1	ea	1,273.08
	2920	Space Saver Table, Full Cabinet, Folded; 24" W x 52" L x 31" H		1	ea	2,068.76
	2920-27	Same as 2920 except 27" Wide		1	ea	2,116.50
	2920-30	Same as 2920 except 30" Wide		1	ea	2,120.74
	WINTHROP TREATMENT TABLES					
	3500	Basic Winthrop Treatment Table with padded top and "H" brace for added support. Dimensions: 24" x 72" x 31" (61.0 cm x 182.9 cm x 78.7 cm)	70 lbs	1	ea	737.33
	3500-27	Same as 3500 except 27" (68.6 cm) Wide	72 lbs	1	ea	843.42
	3500-30	Same as 3500 except 30" (76.2 cm) Wide	74 lbs	1	ea	949.51
	3578	Basic Winthrop Treatment with padded top and "H" brace for added support. Dimensions: 24" x 78" x 31" (61.0 cm x 198.1 cm x 78.7 cm)	73 lbs	1	ea	949.51
	3578-27	Same as 3578 except 27" (68.6 cm) Wide	75 lbs	1	ea	1,055.60
	3578-30	Same as 3578 except 30" (76.2 cm) Wide	77 lbs	1	ea	1,059.84
	3501	Basic Winthrop Treatment Table with padded top without "H" Brace. 24" x 72" x 31" (61.0 cm x 198.1 cm x 78.7 cm)		1	ea	688.52
	3501-27	Same as 3501 except 27" (68.6 cm) Wide		1	ea	822.20
	3501-30	Same as 3501 except 30" (76.2 cm) Wide		1	ea	832.81
	3502	Same as 3501 except 78" (198.1 cm) Long		1	ea	843.42
	3502-30	Same as 3502 except 30" (76.2 cm) Wide		1	ea	901.77
	3505	Winthrop Treatment Table with Utility Shelf 24" W x 72" L x 31" H (61.0 cm x 198.1 cm x 78.7 cm)		1	ea	822.20
	3505-27	Same as 3505 except 27" (68.6 cm) Wide		1	ea	981.33
	3505-30	Same as 3505 except 30" (76.2 cm) Wide		1	ea	1,034.38
	3505-36	Same as 3505 except 36" (91.4 cm) Height		1	ea	901.77
	3506	Same as 3505 except 78" (198.1 cm) Long		1	ea	981.33
	3506-30	Same as 3506 except 30" (76.2 cm) Wide		1	ea	1,165.93
	3510	Winthrop Treatment Table with Open Shelf and Three (3) Drawers. 24" W x 72" L x 31" H (61.0 cm x 198.1 cm x 78.7 cm)		1	ea	2,121.80
	3510-27	Same as 3510 except 27" (68.6 cm) Wide		1	ea	2,227.89
	3510-30	Same as 3510 except 30" (76.2 cm) Wide		1	ea	2,328.68
	3510-36	Same as 3510 except 36" (91.4 cm) Height		1	ea	2,333.98
	3511	Same as 3510 except 78" (198.1 cm) Long		1	ea	2,440.07
	3511-30	Same as 3511 except 30" (76.2 cm) Wide		1	ea	2,652.25

PROFEX TREATMENT TABLES ARE BACKED BY A TWO YEAR GUARANTEE. SEE PAGE 54.


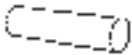








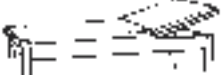
	CAT. NO.	DESCRIPTION	WT.	ORDER MIN	UNIT	SUGG. HOSP. PRICE
	WINTHROP TREATMENT TABLES (cont.)					
	3515	Treatment Table with Cabinet and Open Shelf 24" W x 72" L x 31" H (61.0 cm x 182.9 cm x 78.7 cm)		1	ea	2,227.89
	3515-27	Same as 3515 except 27" (68.6 cm) wide		1	ea	2,546.16
	3515-30	Same as 3515 except 30" (76.2 cm) wide		1	ea	2,652.25
	3515-36	Same as 3515 except 36" (91.4 cm) height		1	ea	2,705.30
	3516	Same as 3515 except 78" (198.1 cm) long		1	ea	2,546.16
	3516-30	Same as 3516 except 30" (76.2 cm) wide 78" (198.1 cm) long		1	ea	2,652.25
	3520	Treatment Table with 3 Center Drawers and Open Shelves 24" W x 72" L x 31" H (61.0 cm x 182.9 cm x 78.7 cm)		1	ea	2,652.25
	3520-27	Same as 3520 except 27" (68.6 cm) wide		1	ea	2,864.43
	3520-30	Same as 3520 except 30" (76.2 cm) wide		1	ea	2,864.43
	3520-36	Same as 3520 except 36" (91.4 cm) height		1	ea	2,970.52
	3521	Same as 3520 except 78" (198.1 cm) long		1	ea	2,758.34
	3521-30	Same as 3521 except 30" (76.2 cm) wide 78" (198.1 cm) long		1	ea	3,177.40
	3525	Treatment Table with Cabinet and Three Drawers 24" W x 72" L x 31" H (61.0 cm x 182.9 cm x 78.7 cm)		1	ea	2,758.34
	3525-27	Same as 3525 except 27" (68.6 cm) wide		1	ea	3,076.61
	3525-30	Same as 3525 except 30" (76.2 cm) wide		1	ea	3,076.61
	3525-36	Same as 3525 except 36" (91.4 cm) height		1	ea	3,076.61
	3526	Same as 3525 except 78" (198.1 cm) long		1	ea	3,076.61
 <p>* Shown with option #1000 and #1020-24</p>	3526-30	Same as 3526 except 30" (76.2 cm) wide 78" (198.1 cm) long		1	ea	3,394.88
	3530	Treatment Table with Utility Shelf and Open End Shelves 24" W x 72" L x 31" H (61.0 cm x 182.9 cm x 78.7 cm)		1	ea	1,962.67
	3530-27	Same as 3530 except 27" (68.6 cm) wide		1	ea	2,068.76
	3530-30	Same as 3530 except 30" (76.2 cm) wide		1	ea	2,095.28
	3530-36	Same as 3530 except 36" (91.4 cm) height		1	ea	2,153.63
	3531	Same as 3530 except 78" (198.1 cm) long		1	ea	2,120.74
	3531-30	Same as 3531 except 30" (76.2 cm) wide 78" (198.1 cm) long		1	ea	2,546.16
	3535	Treatment Table with Three Open Dividers 24" W x 72" L x 31" H (61.0 cm x 182.9 cm x 78.7 cm)		1	ea	1,591.35
	3535-27	Same as 3535 except 27" (68.6 cm) wide		1	ea	1,697.44
	3535-30	Same as 3535 except 30" (76.2 cm) wide		1	ea	1,803.53
	3535-36	Same as 3535 except 36" (91.4 cm) height		1	ea	1,909.62
	3536	Same as 3535 except 78" (198.1 cm) long		1	ea	2,015.71
	3536-30	Same as 3536 except 30" (76.2 cm) wide 78" (198.1 cm) long		1	ea	2,121.80

****PROFEX QUALITY TREATMENT TABLES ARE AVAILABLE ASSEMBLED OR UNASSEMBLED****

TABLES AND COUCHES FOR EXAMINATION, TREATMENT AND PHYSICAL THERAPY


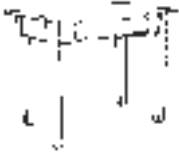





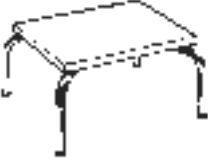
	CAT. NO.	DESCRIPTION	WT.	ORDER MIN	UNIT	SUGG. HOSP. PRICE
 <p>*Shown with option #1000</p>	WINTHROP TREATMENT TABLES (cont.)					
	3540	Full Cabinet Treatment Table 24" W x 72" L x 31" H (61.0 cm x 182.9 cm x 78.7 cm)		1	ea	2,652.25
	3540-27	Same as 3540 except 27" (68.6 cm) wide		1	ea	2,758.34
	3540-30	Same as 3540 except 30" (76.2 cm) wide		1	ea	2,864.43
	3540-36	Same as 3540 except 36" (91.4 cm) height		1	ea	2,864.43
	3541	Same as 3540 except 78" (198.1 cm) long		1	ea	2,970.52
	3541-30	Same as 3541 except 30" (76.2 cm) wide 78" (198.1 cm) long		1	ea	3,076.61
 <p>*Shown with option #1000</p>	3545	Full Cabinet Treatment Table with Sliding Doors 24" W x 72" L x 31" H (61.0 cm x 182.9 cm x 78.7 cm)		1	ea	2,652.25
	3545-27	Same as 3545 except 27" (68.6 cm) wide		1	ea	2,758.34
	3545-30	Same as 3545 except 30" (76.2 cm) wide		1	ea	2,864.43
	3545-36	Same as 3545 except 36" (91.4 cm) height		1	ea	2,864.43
	3546	Same as 3545 except 78" (198.1 cm) long		1	ea	2,970.52
	3546-30	Same as 3546 except 30" (76.2 cm) wide 78" (198.1 cm) long		1	ea	3,076.61
	3550	Treatment Table, Center Cabinet and Open End Shelves; 24" W x 72" L x 31" H (61.0 cm x 182.9 cm x 78.7 cm)		1	ea	2,652.25
	3550-27	Same as 3550 except 27" (68.6 cm) wide		1	ea	2,758.34
	3550-30	Same as 3550 except 30" (76.2 cm) wide		1	ea	2,864.43
	3550-36	Same as 3550 except 36" (91.4 cm) height		1	ea	2,864.43
	3551	Same as 3550 except 78" (198.1 cm) long		1	ea	2,970.52
	3551-30	Same as 3551 except 30" (76.2 cm) wide 78" (198.1 cm) long		1	ea	3,076.61
	3590	Adjustable Exam Tables 24" W x 72" L x 31" H (61.0 cm x 182.9 cm x 78.7 cm) Adjustable Exam Table with H-Brace		1	ea	1,697.44
	3591	Adjustable Exam Table with Utility Shelf		1	ea	1,750.49
	3592	Adjustable Exam Table without H-Brace		1	ea	1,803.53
	3595	Adjustable Exam Table, Cabinet Model		1	ea	2,652.25
 <p>*Shown with option #1050</p>	3600	Basic Winthrop Treatment Table with 3" "raised" headrest section and H-Brace. Dimensions: 24" x 72" x 31" (61.0 cm x 182.0 cm x 78.7 cm). Walnut Finish.	70lbs	1	ea	795.68
	3601	Natural Finish	70 lbs	1	ea	795.68
		Optional Features and Accessories for Winthrop and Space Saver Treatment Tables				
		2XPD 2" Foam Pad in lieu of 1" Pad		1	ea	105.03
		2650 Stirrups		1	pr	317.21
		2650FI Stirrups—Field Installed		1	pr	371.32

QUALITY HARDWOOD AND HAND-CRAFTED WORKMANSHIP MAKE UP EVERY PROFEX TABLE.







	CAT. NO.	DESCRIPTION	WT.	ORDER MIN	UNIT	SUGG. HOSP. PRICE
	024RR	Raised Rim Top for 24" W, with 2" Loose Pad		1	ea	525.15
	027RR	Raised Rim Top for 27" W, with 2" Loose Pad		1	ea	631.24
	030RR	Raised Rim Top for 30" W, with 2" Loose Pad		1	ea	737.33
	CH	LESS THAN STANDARD HEIGHT, SPECIFY		1	ea	105.03
	178A	Square Block 12" x 12" x 3"		1	ea	79.57
	178R	Rectangular Block 8" x 12" x 6"		1	ea	100.79
	178T	Rectangular Block 8" x 12" x 3"		1	ea	79.57
	185	Wedge cushion—custom made (Specify dimensions and color of cover)		1	ea	Price on Request
	185J	Wedge Block 12" x 32" x 10" x 10"		1	ea	238.70
	185K	Wedge Block 12" x 32" x 20" x 10"		1	ea	366.01
	197J	Bolster Roll 6" x 3" Dia.		1	ea	68.96
	197K	Bolster Roll 12" x 6" Dia.		1	ea	79.57
	197N	Roll (Bolster), 24" x 6" (61.0 cm x 15.2 cm)		1	ea	116.70
	197R	Bolster Roll 18" x 8" Dia.		1	ea	95.48
	197T	Bolster Roll 24" x 8" Dia.		1	ea	127.31
	197NX	Roll (Bolster), custom made (Specify dimensions and color of cover)		1	ea	Price on Request
	345N-90	PRO-FAB safety strap 90" x 2" (228.6 cm x 5.1 cm) with airplane buckle		1	ea	92.56
	871	Paper roll holder for 18" x 3" (45.7 cm x 7.6 cm) roll of paper		1	ea	68.96
	875	Plastic paper cutter with elastic straps and buckle		1	ea	22.28
	879	Plastic paper cutter with snap-tab construction furnished with male stud which screws into underside of table top		1	ea	22.28
	879-30	Same as plastic paper cutter #879 except for 30" (76.2 cm) wide table		1	ea	26.52
	1000	Drawer—NOTE: When facing foot end of table, drawer to left is standard. If drawer to right is desired, specify on order		1	ea	244.01
	1011	Face slot 10" x 3"		1	ea	159.14
	1015	Armboard—adjustable in angle and height, furnished with 2 brackets so it can be used on either side of the table		1	ea	525.15
 *Not available with backrest	*1020-24	Slide-thru shelf for 24" (61.0 cm) wide table		1	ea	164.44
	*1020-27	Slide-thru shelf for 27" (68.6 cm) wide table		1	ea	164.44
	*1020-30	Slide-thru shelf for 30" (76.2 cm) wide table		1	ea	164.44
	1024	Adjustable headrest for 24" (61.0 cm) wide table		1	ea	355.40
	1027	Adjustable headrest for 27" (68.6 cm) wide table		1	ea	355.40
	1030	Adjustable headrest for 30" (76.2 cm) wide table		1	ea	355.40
	1050	Storage shelf for 24" x 72" (for 3600 Table) (61.0 cm x 182.9 cm)		1	ea	122.00
	1124	Adjustable back rest for 24" (61.0 cm) table		1	ea	419.06
	1127	Adjustable back rest for 27" (68.6 cm) table		1	ea	419.06
	1130	Adjustable back rest for 30" (76.2 cm) table		1	ea	419.06

REPLACEMENT CUSHIONS FOR REVOLVING STOOLS ARE AVAILABLE ON PAGE 8.

TABLE AND COUCHES FOR EXAMINATION, TREATMENT AND PHYSICAL THERAPY





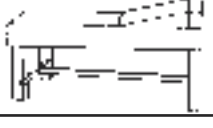

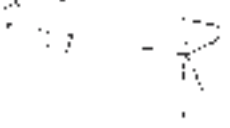
	CAT. NO.	DESCRIPTION	WT.	ORDER MIN	UNIT	SUGG. HOSP. PRICE
		OPTIONAL FEATURES AND ACCESSORIES FOR WINTHROP TREATMENT TABLES (cont.)				
	3700R	Full pillow-size: 15" x 18" x 3" (38.1 cm x 45.7 cm x 7.6 cm)—Specify color		1	ea	83.81
	3750R	Small pillow-size: 12" x 14" x 3" (30.5 cm x 35.6 cm x 7.6 cm)—Specify color		1	ea	51.98
	3800R	Wedge-shaped pillow-size: 18" x 15" x 2½" (45.7 cm x 38.1 cm x 6.4 cm)—Specify color		1	ea	79.57
		DESK/WORK TABLES with center drawer and walnut formica top				
	3820	24" D x 36" L x 30" H	50 lbs	1	ea	716.11
	3830	30" D x 48" L x 30" H	50 lbs	1	ea	769.15
	3890	WALL DESK 24" W x 18" D x 6" H. With drawer and white formica top	15 lbs	1	ea	615.32
		TREATMENT AND UTILITY CABINETS Treatment Cabinet with White Plastic Laminate Top and Splash Guard, Two (2) Drawers and Two (2) Doors. 30" x 17" x 31"				
	3900	Walnut Finish		1	ea	1,166.99
	3901	Natural Finish	70 lbs	1	ea	1,166.99
	3909	Plastic Laminate Finish White or Walnut		1	ea	1,166.99
	3914GH	TREATMENT CABINET AND HUTCH Hutch has clear doors with lock Cabinet size: 25" x 17" x 32" H Overall: 25" x 17" 62" H		1	ea	2,116.50
		Utility Cabinet with White Plastic Laminate Top, One (1) Drawer and One (1) Door. 20" x 16" x 30"				
	3920	Walnut Finish		1	ea	949.51
	3921	Natural Finish	50 lbs	1	ea	949.51
	3929	Plastic Laminate Finish White or Walnut		1	ea	949.51
		STEP STOOLS —Wood				
	3950	14" wide x 10" Deep x 8" high with non-slip top, Walnut Finish	10 lbs	1	ea	153.83
	3951	Same as 3950 except Natural Finish	10 lbs	1	ea	153.83
	3953	Step Stool 14" x 24" x 6" H		1	ea	238.70
	3954	Step Stool 20" x 16" x 8" H		1	ea	259.92
		—Metal				
	3955	Step Stool with metal legs, 16" x 12" x 9" H	10 lbs	1	ea	95.48
	3960	Deluxe. All chrome welded construction 14" x 11" x 9" H		1	ea	100.79
	3960H	Same as 3960 with Handrail (34" from floor)		1	ea	153.83

CUSTOM EXERCISE MATS ARE AVAILABLE QUICKLY AND ECONOMICALLY FROM PROFEX

	CAT. NO.	DESCRIPTION	WT.	ORDER MIN	UNIT	SUGG. HOSP. PRICE
	3965L	Nurses Desk, Plastic Laminate Top, Drawers on Left Side 40" x 22" x 30" H		1	ea	1,273.08
	3965R	Drawers on Right Side		1	ea	1,273.08
	EXAMINATION AND LABORATORY STOOLS					
	3970R	4 leg stool with 16" dia. round foot ring, 14" dia. seat—adjustable 17" to 27", 2" casters		1	ea	169.69
	3975	5 leg stool, with air adjustment from 22" to 29", 14" dia. seat, 2" casters.		1	ea	397.84
	3975BK	3975 with Backrest		1	ea	583.50
	EXERCISE MAT TABLES With Raised Rim (Mat not included)					
	3980	4' x 6' x 18" H	160 lbs	1	ea	1,272.08
	3981	4' x 7' x 18" H	210 lbs	1	ea	1,379.17
	3982	5' x 7' x 18" H	245 lbs	1	ea	1,485.26
	3983	5' x 8' x 18" H	255 lbs	1	ea	1,591.35
	3984	6' x 8' x 18" H	290 lbs	1	ea	1,697.44
	EXERCISE MAT TABLE With 2" Upholstered Top					
	3990	4' x 6' x 18" H	170 lbs	1	ea	1,591.35
	3991	4' x 7' x 18" H	220 lbs	1	ea	1,697.44
	3992	5' x 7' x 18" H	245 lbs	1	ea	1,803.53
	3993	5' x 8' x 18" H	265 lbs	1	ea	1,909.62
	3994	6' x 8' x 18" H	300 lbs	1	ea	2,015.71
	BELLWOOD MAT TABLE					
	3990BW	4' x 6' x 18"		1	ea	1,591.35
	3991BW	4' x 7' x 18"		1	ea	1,697.44
	3992BW	5' x 7' x 18"		1	ea	1,803.53
	3993BW	5' x 8' x 18"		1	ea	1,909.62
	3994BW	6' x 8' x 18"		1	ea	2,015.71
	BB	Backboard for Mat Tables		1	ea	Price on Request
	STANDARD EXERCISE MATS Vinyl Coated Nylon Cover, Polyurethane High Density Foam. Specify Folding or Non-Folding and Color.					
	105H	4' x 6' x 2"		1	ea	211.12
	105Q	4' x 7' x 2"		1	ea	259.92
	105R	5' x 7' x 2"		1	ea	344.79
	105T	5' x 8' x 2"		1	ea	371.32
	105U	6' x 8' x 2"		1	ea	397.84

****PROFEX TREATMENT TABLES ARE BACKED BY A TWO YEAR GUARANTEE. SEE PAGE 54.****


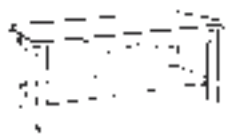
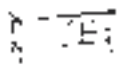
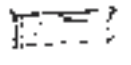
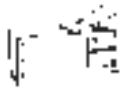
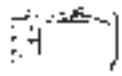
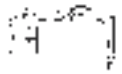
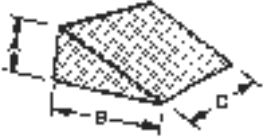
**TABLES AND COUCHES FOR
EXAMINATION, TREATMENT
AND PHYSICAL THERAPY**

	CAT. NO.	DESCRIPTION	WT.	ORDER MIN	UNIT	SUGG. HOSP. PRICE
		CLOSED CELL FOAM EXERCISE MATS Super Shock Absorbency. Vinyl Coated, Nylon Cover. Specify Folding or Non-Folding and Color.				
	105N46	4' x 6' x 1"		1	ea	312.97
	105N47	4' x 7' x 1"		1	ea	419.06
	105N57	5' x 7' x 1"		1	ea	525.15
	105N68	6' x 8' x 1"		1	ea	631.24
		ACCORDIAN STYLE EXERCISE MATS Vinyl Coated, Nylon Cover. Polyurethane High Density Foam. Specify Color.				
	105Q44	4' x 4' x 2", 2 panels		1	ea	265.23
	105Q46	4' x 6' x 2", 3 panels		1	ea	291.75
	105Q48	4' x 8' x 2", 4 panels		1	ea	318.27
		NOTE: For 100NS Non-slip sheeting on bottom		1	ea	+10%
		KINGSTON RECOVERY COUCHES With Adjustable Backrest Basic Kingston recovery couch with adjustable backrest that locks in any position to fully raised. Built-in paper holder in backrest. Dimensions: 27½" x 77" x 18" (69.9 cm x 195.6 cm x 45.7 cm)				
	4000		100 lbs	1	ea	3,177.40
	4010	Same as 4000 except when adjustable backrest is in down position, entire table top, including backrest is flat. Paper roll holder not included.	100 lbs	1	ea	3,177.40
	4400	Same as 4000 except chrome finished tubular steel legs.	100 lbs	1	ea	3,177.40
	4410	Same as 4010 except chrome finished tubular steel legs.	100 lbs	1	ea	3,177.40
	4500	TITAN II TABLE With Inclined Adjustable Headrest 72" x 30" x 32"		1	ea	2,116.50
	4800	FORSYTH TREATMENT TABLE with built-in raised headrest Basic Forsyth Treatment Table with chrome finished tubular steel legs. Dimensions: 24" x 72" x 31" (61.0 cm x 182.9 cm x 78.7 cm)	60 lbs	1	ea	1,326.13
	5000	STRATOLINE TREATMENT TABLE Basic Stratoline Treatment Table with chrome finish tubular steel legs. Dimensions: 24" x 72" x 31" (61.0 cm x 182.9 cm x 78.7 cm)	60 lbs	1	ea	1,055.60

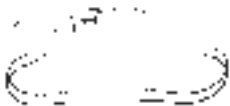



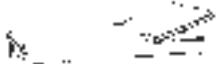



CONTACT PROFEX MEDICAL PRODUCTS FOR PRICES ON LARGER QUANTITIES THAN SHOWN

	CAT. NO.	DESCRIPTION	WT.	ORDER MIN	UNIT	SUGG. HOSP. PRICE
	5100	STRATOLINE RECOVERY COUCH Basic Stratoline Recovery Couch with chrome finished tubular steel legs. Dimensions: 24" x 72" x 18" (61.0 cm x 182.9 cm x 45.7 cm)	55 lbs	1	ea	949.51
	5200	Same as 5100 except with tapered wood legs	60 lbs	1	ea	1,055.60
	6100	OXFORD RECOVERY COUCH WITH BUILT-IN RAISED HEADREST Basic Oxford Recovery Couch with chrome finished tubular steel legs. Dimensions: 24" x 72" x 18" (61.0 cm x 182.9 cm x 45.7 cm)	60 lbs	1	ea	1,055.60
	6200	Same as 6100 except with tapered wood legs	60 lbs	1	ea	1,161.69
		OPTIONAL FEATURES AND ACCESSORIES FOR 4000-6200 TABLES AND COUCHES				
	30	30" (78.2 cm) width		1	ea	136.86
	871M	Paper Roll Holder		1	ea	66.95
	875M	Plastic paper cutter with elastic straps and buckle		1	ea	22.28
	CH	LESS THAN STANDARD HEIGHT, SPECIFY		1	ea	105.03
	879	Plastic paper cutter with snap-tab construction furnished with male stud which screws into underside of table top.		1	ea	22.28
	879-30	Same as plastic paper cutter #876 except for 30" (76.2 cm) wide table		1	ea	26.52
	1000	Drawer— NOTE: When facing foot end of table, drawer to left is standard. If drawer to right is desired, specify on order.		1	ea	236.90
	K2510	4-way stirrup without mounting blocks. Dimensions: Vertical bar approx. 5" (12.7 cm), Horizontal bar 12 1/4" (31.1 cm) (Factory installed only)		1	pr	592.25
	KX2610	3-way stirrup without mounting blocks. Dimensions: Vertical bar approx. 5" (12.7 cm), Horizontal bar 12 1/4" (31.1 cm) (Factory installed only)		1	pr	489.25
	3700R	Pillow—size 15" x 18" x 3" (38.1 cm x 45.7 cm x 7.6 cm)—Specify color		1	ea	81.37
	3750R	Small pillow—size 12" x 14" x 3" (30.5 cm x 35.6 cm x 7.6 cm)—Specify color		1	ea	50.47
	3800R	Wedge shaped pillow—size 18" x 15" x 2 1/2" (45.7 cm x 38.1 cm x 6.4 cm)—Specify color		1	ea	77.25
	6330	ATHLETIC BENCHES 12" x 30" x 22" H with 2" Foam Top	30 lbs	1	ea	514.54
	6360	12" x 60" x 22" H with 2" Foam Top	50 lbs	1	ea	567.58
	6372	12" x 72" x 22" H with 2" Foam Top	65 lbs	1	ea	615.32
	6600	TAPING TABLES With Utility Shelf and Open End Shelves. 24" W x 48" L x 36" H With Vinyl Upholstered Top	100 lbs	1	ea	1,034.38
	6600FT	With Plastic Laminate Top	100 lbs	1	ea	1,166.99
	6610	With H-Brace. 24" W x 48" L x 36" H With Vinyl Upholstered Top	75 lbs	1	ea	700.19
	6610FT	With Plastic Laminate Top	75 lbs	1	ea	843.42



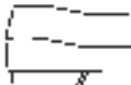


**TABLES AND COUCHES FOR
EXAMINATION, TREATMENT
AND PHYSICAL THERAPY**

	CAT. NO.	DESCRIPTION	WT.	ORDER MIN.	UNIT	SUGG. HOSP. PRICE
	6620	TAPING TABLES (cont.) With Storage Area and One Shelf 24"W x 48"L x 38"H With Vinyl Upholstered Top	135 lbs	1	ea	1,166.99
	6620FT	With Plastic Laminate Top	135 lbs	1	ea	1,326.13
	8000	EXTRA-DUTY TREATMENT TABLES Table with full storage shelf, built-in drawer, 2" (5.1 cm) thick foam pad with vinyl leatherette cover. 30"W x 78"L x 32"H	205 lbs	1	ea	2,116.50
	8200	Table with full shelf and storage unit, built-in drawer, 2" (5.1 cm) thick foam pad with vinyl leatherette cover. 30"W x 78"L x 32"H	215 lbs	1	ea	2,970.52
	8300	Table with enclosed cabinet, sliding doors, built-in drawer adjustable shelf, 2" (5.1 cm) foam pad with vinyl leatherette cover.	240 lbs	1	ea	3,182.70
	8510	HEAVY-DUTY SPORTS MEDICINE TABLES Adjustable leg section table with full storage shelf and storage unit 30"W x 78"L x 32"H		1	ea	3,023.57
	8520	Adjustable back/knee section table with full storage shelf and storage unit. 30"W x 78"L x 32"H		1	ea	3,182.70
	8530	Adjustable back rest & double adjustable knee gatch table with full storage shelf and storage unit. 30"W x 78"L x 32"H		1	ea	3,500.97
	8540	SPORTS MEDICINE TABLES Table with full cabinet; 24" x 72" x 31"H		1	ea	2,121.80
	8540-30	Same as 8540 except 30" Wide		1	ea	3,500.97
	8541	Same as 8540 except 78" Long		1	ea	3,182.70
	8541-30	Same as 8540 except 30"W x 78"L		1	ea	3,713.15
	8545	Table with Cabinet and Three Drawers, 24"W x 72" x 31"H		1	ea	2,864.43
	8545-30	Same as 8545 except 30" Wide		1	ea	3,500.97
	8546	Same as 8545 except 78" Long		1	ea	3,182.70
	8546-30	Same as 8545 except 30"W x 78"L		1	ea	3,713.15
	185NC	OPTIONAL FEATURES AND ACCESSORIES OR EXTRA-DUTY TREATMENT TABLES Wedge Cushion—custom made Specify A; B; C; Dimensions and Color		1	ea	Price on Request
	197N	Roll (Bolster) 24" x 6" (61.0 cm x 15.2" cm)		1	ea	116.70
197NX	Roll (Bolster)—custom made (Specify dimensions and color of cover)		1	ea	Price on Request	

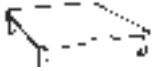


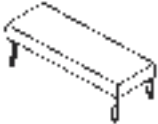
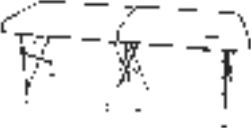
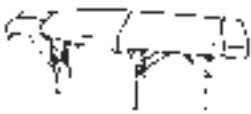
CONTACT PROFEX MEDICAL PRODUCTS FOR PRICES ON LARGER QUANTITIES THAN SHOWN

	CAT. NO.	DESCRIPTION	WT.	ORDER MIN.	UNIT	SUGG. HOSP. PRICE
	345N-90	OPTIONAL FEATURES AND ACCESSORIES OR EXTRA-DUTY TREATMENT TABLES (cont.) PRO-FAB Safety Strap 90" x 2" (228.6 cm x 5.1 cm) with airplane buckle		1	ea	95.33
	871	Paper Roll Holder for 18" x 3" (45.3 cm x 7.6 cm) roll of paper *This item not available on 8500 series tables.		1	ea	68.96
	875	Plastic paper cutter with elastic straps & buckle *This item not available on 8500 series tables.		1	ea	22.28
	1011	Face Slot 10" x 3"		1	ea	159.14
	1015	Armboard—adjustable in angle and height furnished with 2 brackets so it can be used on either side of table		1	ea	525.15
	CH	LESS THAN STANDARD HEIGHT, SPECIFY		1	ea	105.03
	1230	24" (61.0 cm) long adjustable backrest		1	ea	419.06
	3700R	Pillow—size 15" x 18" x 3" (38.1 cm x 45.7 cm x 7.6 cm)—Specify color		1	ea	83.81
	3750R	Small pillow—size 12" x 14" x 3" (30.5 cm x 35.6 cm x 7.6 cm)—Specify color		1	ea	51.98
	3800R	Wedge shaped pillow—size 18" x 15" x 2 1/2" (45.7 cm x 38.1 cm x 6.4 cm)—Specify color		1	ea	79.57
	8920	Whirlpool Table Bench Seat Combination For 20" wide opening		1	ea	2,116.50
	8922	For 22" wide opening		1	ea	2,116.50
	8924	For 24" wide opening		1	ea	2,116.50
	8926	For 26" wide opening		1	ea	2,116.50
 Shown with options #30ABR, #1000-1 and #1052	BELLWOOD TREATMENT TABLES AND COUCHES with solid hardwood legs					
	Couches					
	9024W	Dimensions: 72" x 24" x 18" (182.9 cm x 61.0 cm x 45.7 cm)	75 lbs	1	ea	689.59
	9027W	Dimensions: 72" x 27" x 18" (182.9 cm x 68.6 cm x 45.7 cm)	75 lbs	1	ea	716.11
	9030W	Dimensions: 72" x 30" x 18" (182.9 cm x 78.2 cm x 45.7 cm)	75 lbs	1	ea	737.33
	Tables					
	9124W	Dimensions: 72" x 24" x 31" (182.9 cm x 61.0 cm x 78.7 cm)	75 lbs	1	ea	689.59
9127W	Dimensions: 72" x 27" x 31" (182.9 cm x 68.6 cm x 78.7 cm)	75 lbs	1	ea	716.11	
9130W	Dimensions: 72" x 30" x 31" (182.9 cm x 78.2 cm x 78.7 cm)	75 lbs	1	ea	737.33	





**TABLES AND COUCHES FOR
EXAMINATION, TREATMENT
AND PHYSICAL THERAPY**

	CAT. NO.	DESCRIPTION	WT.	ORDER MIN.	UNIT	SUGG. HOSP. PRICE
		BEAUMONT TREATMENT TABLES AND COUCHES with chrome plated steel legs Couches				
	9024M	Dimensions: 72" x 24" x 18" (182.9 cm x 61.0 cm x 45.7 cm)	75 lbs	1	ea	689.59
	9027M	Dimensions: 72" x 27" x 18" (182.9 cm x 68.6 cm x 45.7 cm)	75 lbs	1	ea	716.11
	9030M	Dimensions: 72" x 30" x 18" (182.9 cm x 78.2 cm x 45.7 cm)	75 lbs	1	ea	737.33
	9124M	Tables Dimensions: 72" x 24" x 31" (182.9 cm x 61.0 cm x 78.7 cm)	75 lbs	1	ea	689.59
	9127M	Dimensions: 72" x 27" x 31" (182.9 cm x 68.6 cm x 78.7 cm)	75 lbs	1	ea	716.11
	9130M	Dimensions: 72" x 30" x 31" (182.9 cm x 78.2 cm x 78.7 cm)	75 lbs	1	ea	737.33
		OPTIONAL FEATURES AND ACCESSORIES FOR BELLWOOD & BEAUMONT TREATMENT TABLES				
	H	H-Type Brace (Bellwood Only)		1	ea	112.98
	24ABR	Adjustable Backrest—24" wide		1	ea	371.32
	27ABR	Adjustable Backrest—27" wide		1	ea	371.32
	30ABR	Adjustable Backrest—30" wide		1	ea	371.32
	24RPH	Raised Padded Headrest—24" wide		1	ea	132.61
	27RPH	Raised Padded Headrest—27" wide		1	ea	132.61
	30RPH	Raised Padded Headrest—30" wide		1	ea	132.61
	1000-1	One Drawer (20" x 18" x 5")		1	ea	244.01
	1000-2	Two Drawers (20" x 18" x 5") (available on Bellwood Table Only)		1	ea	286.44
	1011	Face Slot 10" x 3"		1	ea	159.14
	1015	Adjustable Armboard with 2 Brackets		1	ea	525.15
	1052	Full Storage Shelf—Bellwood Table		1	ea	307.66
	1054UF	Upholstered Full Storage Shelf—Beaumont Table		1	ea	265.23
	2XPD	2" Padding in lieu of 1"		1	ea	101.97
	345N-90	Pro-Fab Safety Strap 90" x 2" with Airplane Buckle		1	ea	92.56
	3700R	Pillow 15" x 18 x 3"		1	ea	81.37
	3750R	Pillow 12" x 14 x 3"		1	ea	50.47
	K2510	4-Way Stirrup without Mounting Block (factory installed only)		1	pr	592.25
	KX2610	3-Way Stirrup without Mounting Block (factory installed only)		1	pr	489.25
	871M	Paper Roll Holder		1	ea	68.96
	875M	Plastic Paper Cutter		1	ea	22.28
	879	Plastic Paper Cutter with Snaps		1	ea	21.63
	879-30	for 30" wide table		1	ea	25.75
	SU	Special Upholstery		1	ea	Call for Price
	CH	LESS THAN STANDARD HEIGHT, SPECIFY		1	ea	105.03
	9050	HIDE-A-MODE™ Hide-A-Mode™ Commode	35 lbs	1	ea	2,652.25

****ATTENTION TO DETAIL AND HANDCRAFTED QUALITY**
HAVE MADE PROFEX A RESPECTED NAME FOR TREATMENT TABLES.**




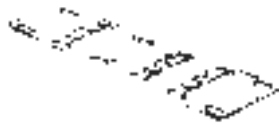


	CAT. NO.	DESCRIPTION	WT.	ORDER MIN.	UNIT	SUGG. HOSP. PRICE
	9060	POWERBOARD 29" x 40" x 7" Legs fold under	19 lbs	1	ea	477.41
	9075	X-RAY STORAGE CABINET 24"W x 78"L x 36"H 10 individual compartments and white formica top.	140 lbs	1	ea	3,182.70
	9224M	CHROMELINE COUCHES With Chrome Plated Steel Legs 72" x 24" x 19" with flat top		1	ea	663.06
	9280M	76" x 30" x 22" with flat top		1	ea	732.02
	9327M	72" x 30" x 19" with raised padded headrest		1	ea	806.28
	9580M	76" x 30" x 19" with adjustable headrest		1	ea	847.66
	9780M	72" x 30" x 19" with adjustable raised padded headrest		1	ea	928.29
	9224W	WOODLINE COUCHES With Tapered Solid Hardwood Legs. 72" x 24" x 19" with flat top		1	ea	663.06
	9280W	76" x 30" x 22" with flat top		1	ea	732.02
	9327W	72" x 30" x 19" with raised padded headrest		1	ea	806.28
	9580W	76" x 30" x 19" with adjustable headrest		1	ea	847.66
	9780W	76" x 30" x 22" with adjustable raised padded headrest		1	ea	928.29
	9400	THERAPY/MASSAGE TABLE Portable Physical/Therapy Massage Table. Dimensions: 24" x 72" x 30" (61.0 cm x 182.9 cm x 76.2 cm)	36 lbs	1	ea	742.63
	OPTIONS FOR PORTABLE PHYSICAL THERAPY/MASSAGE TABLE					
	9400PC-1	Protective Cover—Brown		1	ea	106.09
	9400PC-2	Protective Cover—Black		1	ea	106.09
	1011	Face Slot 10" x 3"		1	ea	159.14
	SU	Special Upholstery		1	ea	Call For Price
	CH	LESS THAN STANDARD HEIGHT, SPECIFY		1	ea	105.03
	9450	TOTE-Table Set Up Size 24" x 72" x 29"H		1	ea	716.11
9450PC	Zippered Protective Traveling Case (For 9450 Only)		1	ea	106.09	
	9600	PORTABLE CHIROPRACTIC TABLE Portable Chiropractic Table 20" wide x 22" high	28 lbs	1	ea	822.20
	OPTIONS FOR PORTABLE CHIROPRACTIC TABLE					
	9600PC-1	Protective Cover—Brown		1	ea	106.09
	9600PC-2	Protective Cover—Black		1	ea	106.09

**TABLES AND COUCHES FOR
EXAMINATION, TREATMENT
AND PHYSICAL THERAPY**

	CAT. NO.	DESCRIPTION	WT.	ORDER MIN.	UNIT	SUGG. HOSP. PRICE
		OPTIONS FOR PORTABLE CHIROPRACTIC TABLE				
	CH	LESS THAN STANDARD HEIGHT, SPECIFY		1	ea	105.03
	1011C	Face Slot in Chest Section		1	ea	105.03
	LE	Leg Extensions 6"		1	ea	132.61
	860	Paper Holder		1	ea	26.26
	SU	Special Upholstery		1	ea	Call for Price
	999	Calf (Heel Cord) Stretch Stool 19" x 12" x 6"H with non-skid top.		1	ea	132.61
		CHIROPRACTIC ADJUSTING TABLES Chrome Legs				
	9610	72" x 22" x 22", 2" Foam, Face Slot	60 lbs	1	ea	742.63
	9615	72" x 22" x 22", 2" Foam, Face Slot, Arm Cut Outs	60 lbs	1	ea	822.20
	9620	72" x 22" x 22", 2" Foam, Adjustable Headrest	60 lbs	1	ea	949.51
		HEAVY DUTY CHIROPRACTIC ADJUSTABLE TABLE Wood Frame and Legs—Available in Walnut and Natural Finish.				
	9610HD	72" x 22" x 22", 2" Foam, Face Slot	70 lbs	1	ea	795.68
	9615HD	72" x 22" x 22", 2" Foam, Face Slot, Arm Cut Outs	70 lbs	1	ea	875.24
	9620HD	72" x 22" x 22", 2" Foam, Face Slot, Adjustable Headrest	70 lbs	1	ea	1,007.86
		OPTIONS FOR CHIROPRACTIC ADJUSTING TABLES				
	1016	Arm Rests		1	pr	76.29
	871C	Paper Holder, Cutter and Guide		1	ea	105.03
	CH	LESS THAN STANDARD HEIGHT SPECIFY		1	ea	105.03
	SU	Special Upholstery		1	ea	Call for Price

	CAT. NO.	DESCRIPTION	ORDER MIN.	UNIT	SUGG. INST. PRICE
	8800-30	STAIRBUDDYS Convertible Exercise StairBuddy Rearranges quickly to form a straight line or a right angle. Sections lock together securely. 30" x 30" platform.	1	ea	2,652.25
	8800-36	Convertible Exercise StairBuddy 36" x 36" platform.	1	ea	2,970.52
	8810-30	Single-Side StairBuddy Four 6" high steps. 30" x 30" platform.	1	ea	1,591.35
	8810-36	Single-Side StairBuddy 36" x 36" platform.	1	ea	1,909.62
	8820	Curb & Ramp Buddy 3 telescoping steps are 2", 4" & 6" high. Ramp inclines from 3/8" to 8".	1	ea	1,856.58
	8830	Two-Sided Stair Buddy Two 6" high steps and three 4" high steps lead to a 24" x 30" platform.	1	ea	1,591.35
	8840	WORK HARDENING EQUIPMENT Hand Assembly Frame Can be assembled by hand or with wrenches and screwdrivers (not included)	1	ea	307.66
	8850	Hand & Tool Set Measures proficiency in using ordinary mechanic's tools. Tools not included.	1	ea	424.36
	8860	Weighted Assembler Iron Pipe Range-of-Motion Hand Exercise	1	ea	477.41
	8880	Lift & Carry Box Change resistance by adding or removing weight plates (not included). High and low hand holds.	1	ea	307.66
	8900	Shoveling/Levering Station	1	ea	477.41
	8910	Lift & Place Rack	1	ea	954.81
	8870	WEIGHT RACKS Weight Wagon Mobile Cart houses a complete set of dumbbells & more. (Weights not included.)	1	ea	1,166.99
	8975	Mobile Weight Rack Laminated pegboard - includes hooks. (Weights not included).	1	ea	424.36
	8890	Portable Mirror Plate glass mirror mounted in hardwood frame. 2" casters.	1	ea	636.54

**TABLES AND COUCHES FOR
EXAMINATION TREATMENT
AND PHYSICAL THERAPY**

	CAT. NO.	DESCRIPTION	WT.	ORDER MIN.	UNIT	SUGG. HOSP. PRICE
	TRANSFER BOARDS—HARDWOOD					
	1500	8" x 18" No Holes		1	ea	68.96
	1501	8" x 18" One Hole		1	ea	74.26
	1502	8" x 18" Two Holes		1	ea	84.87
	1520	8" x 24" No Holes		1	ea	84.87
	1521	8" x 24" One Hole		1	ea	95.48
	1522	8" x 24" Two Holes		1	ea	100.79
	1540	8" x 30" No Holes		1	ea	95.48
	1541	8" x 30" One Hole		1	ea	100.79
	1542	8" x 30" Two Holes		1	ea	106.09
	1560	10" x 72" No Holes		1	ea	265.23
	1561	10" x 72" One Hole		1	ea	275.83
1562	10" x 72" Two Holes		1	ea	307.66	
	SPINE BOARDS—HARDWOOD					
	1570	18" x 32" without restraint		1	ea	525.15
1575	18" x 32" with restraint		1	ea	636.54	
	1580	18" x 36" without restraints		1	ea	265.23
	1585	18" x 36" with two (2) restraints		1	ea	371.32
	1590	18" x 72" without restraints, with runners		1	ea	636.54
	1595	18" x 72" with three (3) restraints, with runners		1	ea	901.77
	1598	CARDIAC ARREST BOARD— HARDWOOD 18" x 24" with two hand holes		1	ea	238.70
	WHEELCHAIR TRAYS—ALL WOOD					
	1800	Wheelchair tray, all wood 24" x 19", grooved rim, velcro straps, 1/8" T-moulding edges. Cut-out is 6" deep x 15" wide		1	ea	105.03
	1801	Same as 1800 except with raised rim		1	ea	132.61
	1820	Wheelchair tray, all wood, child size 20" x 19", grooved rim, velcro straps, 1/8" T-moulding, cut-out is 3 1/2" deep x 12" wide		1	ea	105.03
1821	Same as 1820 except with raised rim		1	ea	132.61	

	CAT. NO.	DESCRIPTION	ORDER MIN.	UNIT	SUGG. HOSP. PRICE
	1860	WHEELCHAIR TRAYS - PADDED 1" foam over wood tray. Upholstery grade covering. Specify color. 24" x 19" - Adult Size.	1	ea	291.75
	1870	1" foam over wood tray. Upholstery grade covering. Specify color. 20" x 19" - Child Size.	1	ea	125.45
	1860UHL	HALF-SIZE WHEELCHAIR TRAYS - PADDED Padded half-size tray, left. Specify color.	1	ea	291.75
	1860UHLB	Same as 1860UHL, except with beverage cut-out.	1	ea	302.36
	1860UHR	Padded half-size tray, right. Specify color.	1	ea	291.75
	1860UHRB	Same as 1860UHR, except with beverage cut-out.	1	ea	302.36
	1860WHL	HALF-SIZE WHEELCHAIR TRAYS - WOOD Standard wood half-size tray, left.	1	ea	265.23
	1860WHR	Standard wood half-size tray, right.	1	ea	265.23
		DELTA TABLES Delta 3000 Series Table w/Storage Shelf & Face Slot, 72"L x 31"H.			
	3024	24" wide	1	ea	3,182.70
	3027	27" wide	1	ea	3,288.79
	3030	30" wide	1	ea	3,394.88
	3024-78	Same as 3024 except 78" long	1	ea	3,288.79
	3027-78	Same as 3027 except 78" long	1	ea	3,394.88
3030-78	Same as 3030 except 78" long	1	ea	3,500.97	
		Delta 3100 Series Table w/Open Storage Unit, Shelf & Face Slot, 72"L x 31"H.			
	3124	24" wide	1	ea	3,288.79
	3127	27" wide	1	ea	3,500.97
	3130	30" wide	1	ea	3,607.06
	3124-78	Same as 3124 except 78" long	1	ea	3,500.97
	3127-78	Same as 3127 except 78" long	1	ea	3,713.15
3130-78	Same as 3130 except 78" long	1	ea	3,819.24	
	8400	PROECHO TABLE Echocardiograph Table 78"L x 30"W 10" x 12" Left side Opening with Double Bolted Safety Latch.	1	ea	2,054.85
	9027BRA	PLATFORM COUCHES 27"W x 72"L x 18"H Solid Base with Adjustable Padded Headrest	1	ea	1,511.78
	9027BRH	with Raised Padded Headrest	1	ea	1,485.26
	9027BRAD	Base with 2 Drawers with Adjustable Padded Headrest	1	ea	1,591.35
	9027BRHD	with Raised Padded Headrest	1	ea	1,538.31